

**IT'S A FACT!**

Real-Life  
Reads

How to Make an

# EGYPTIAN MUMMY



by Ruth Owen

**[Intentionally Left Blank]**

**IT'S A FACT!**

Real-Life  
Reads

How to Make an  
**EGYPTIAN  
MUMMY**

by Ruth Owen

**Series consultant:**

**Suzy Gazlay, MA**

Recipient, Presidential Award for Excellence in Science Teaching

*Ruby Tuesday Books*



---

Published in 2015 by Ruby Tuesday Books Ltd.

Copyright © 2015 Ruby Tuesday Books Ltd.

All rights reserved. No part of this publication may be reproduced in whole or in part, stored in any retrieval system, or transmitted in any form or by any means, electronic, mechanical, photocopying, recording, or otherwise, without written permission from the publisher.

Editor: Mark J. Sachner

Designer: Emma Randall

Production: John Lingham

Photo Credits:

Alamy: 6, 11 (bottom); Corbis: 13 (top), 15 (bottom), 17 (bottom);  
Getty Images: Cover, 29; Istockphoto: 5; Public Domain: 14, 16, 17  
(top), 18–19, 20–21, 24–25, 26–27, 28, 31; Science Photo Library: 8–9,  
11 (top), 13 (bottom); Shutterstock: 4–5, 7, 10, 12, 22–23, 26 (bottom),  
27 (bottom); Superstock: 15 (top).

Library of Congress Control Number: 2014920846

ISBN 978-1-909673-95-3

Printed and published in the United States of America

For further information including rights and permissions requests,  
please contact our Customer Service Department at 877-337-8577.

---

---

# Contents

---

For All Eternity .....	4
The Work Begins .....	6
Preparing for the Afterlife .....	8
Drying the Body .....	10
Rebuilding the Body.....	12
Wrapping the Mummy.....	14
Mummy Masks and Coffins.....	16
Ready for the Afterlife.....	18
The World of the Dead.....	20
Into the Afterlife.....	22
Caring for a Mummy.....	24
The Book of the Dead .....	26
From Cats to Queens .....	28
Glossary .....	30
Index .....	32
Read More.....	32
Learn More Online.....	32

---



# For All Eternity

It is the year 1338 BC. The queen is dead. A slow-moving procession carries her body through the Egyptian desert.


The procession reaches a small building close to the **tombs** of the royal family. This is the workshop of the **embalmers**. Here, a priest and other men are waiting. Using their ancient knowledge and skills, the embalmers will prepare the queen's body for burial.

Ancient Egypt was a civilization that existed from around 3100 BC to 300 BC.

All ancient Egyptians wanted their bodies to be **preserved** when they died. Most dead bodies were made into mummies by embalmers. A queen or **pharaoh** received the most special and expensive treatments.

---

In Egypt's scorching hot temperatures, a body begins to decompose, or rot, within hours. This cannot be allowed to happen. The queen must enter the **afterlife**. In order for her to do this, her body must be preserved as a **mummy** for all eternity.



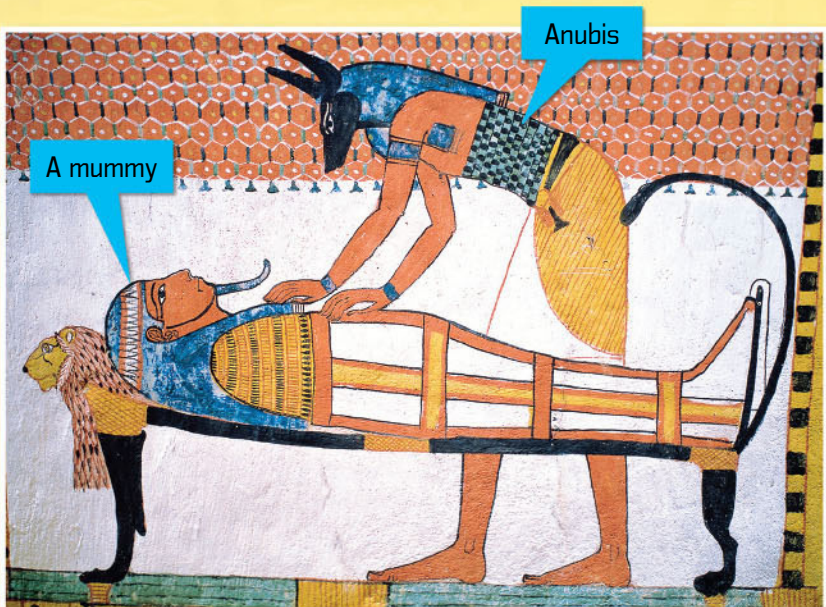


# The Work Begins

When a person died, his or her family brought the body to the embalmers' workshop.

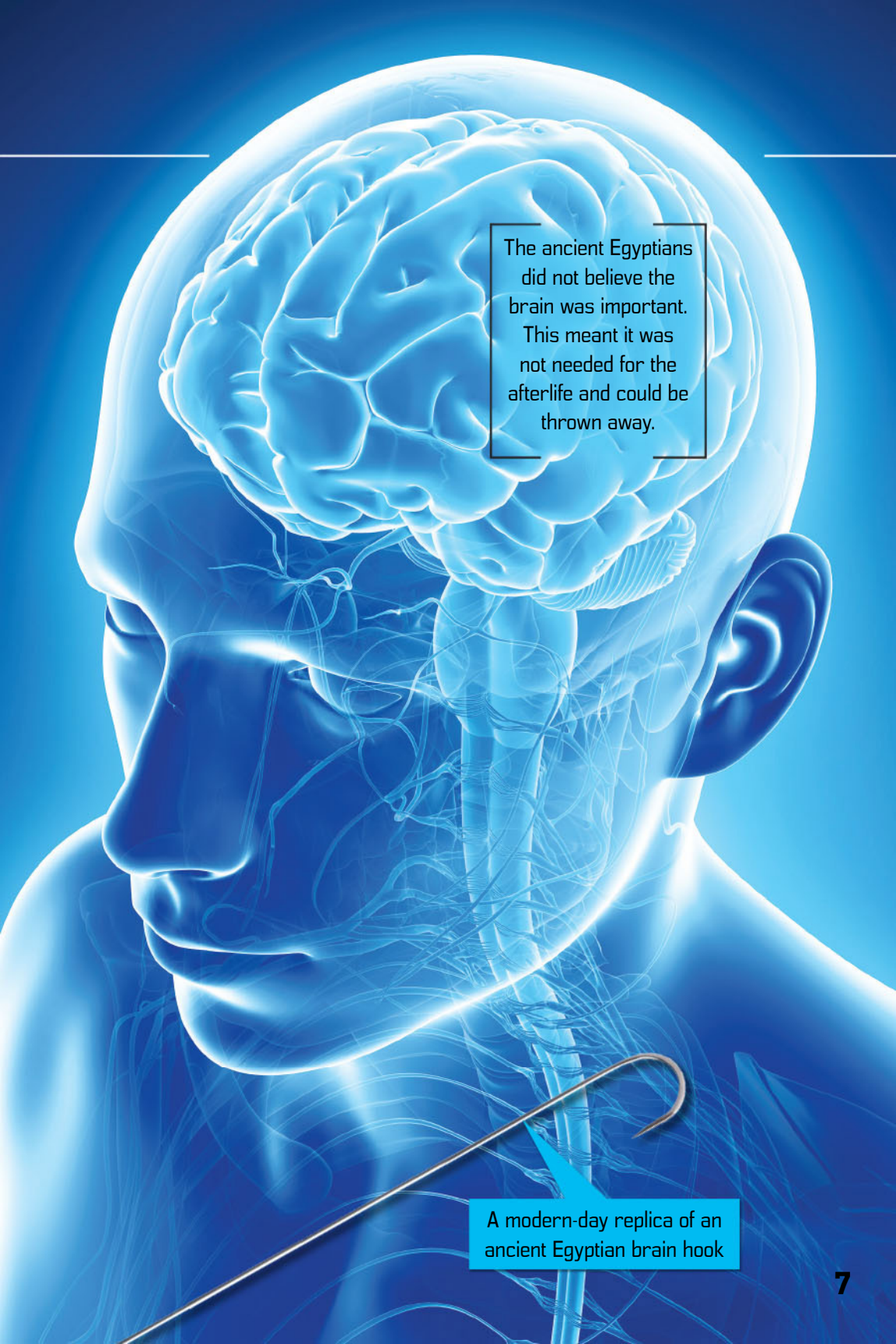
The embalmers began their task by draining any fluids, including blood, from the **corpse**. Next, the body's **organs** had to be removed quickly. This helped stop the body from decomposing.

First, the brain had to be removed without damaging the head. The embalmer took a long, thin, iron tool with a hook on the end. He inserted the tool into the corpse's left nostril. Then the tool was twirled around inside the head. This broke up the brain into small pieces that could be pulled from the nostril by the hook.



Paintings from ancient Egypt show bodies being made into mummies. Some pictures include Anubis, who was the god of embalming and the dead.





The ancient Egyptians did not believe the brain was important. This meant it was not needed for the afterlife and could be thrown away.

A modern-day replica of an ancient Egyptian brain hook

# Index

## A

afterlife, the 5, 7, 8–9,  
14, 18–19, 21, 22–23,  
24–25, 28  
amulets 14–15  
animal mummies 28  
Anubis 6, 21

## B

Book of the Dead 26–27  
brains 6–7, 8

## C

canopic jars 10–11, 18  
Carter, Howard 17  
coffins 16–17, 18, 25, 26

## D

Devourer, the 21

## E

embalmers 4, 6, 8–9, 12,  
14, 28–29  
eyes 13, 19

## G

gold 13, 15, 16–17

## H

hearts 9, 20–21, 22  
hieroglyphs 26

## I

intestines 8, 10–11

## L

linen 10, 12, 14–15, 16  
liver 8, 10–11  
lungs 8, 10–11

## M

masks 16, 18

## N

natron salt 8, 10–11  
netherworld 20, 27

## O

opening of the mouth  
ceremony 18–19

## P

pharaohs 4, 11, 16–17,  
26

## Q

queens 4–5, 13, 29

## S

*shabtis* 25  
skin 10–11, 12–13  
spirits 18, 20, 27  
stomach 8, 10–11

## T

tombs 4, 18, 20, 24–25,  
26–27  
Tutankhamun, King  
16–17

## W

*wedjat* eyes 14  
weighing of the heart,  
the 20–21, 22  
wrapping a mummy  
14–15

## Read More

**Powell, Jillian.** *The Egyptians  
(The Gruesome Truth About)*.  
New York: Windmill Books (2011).

**Putnam, James.** *Mummy  
(Eyewitness)*. New York: Dorling  
Kindersley (2009).

## Learn More Online

To learn more about Egyptian mummies, go to  
[www.rubytuesdaybooks.com/mummy](http://www.rubytuesdaybooks.com/mummy)

**[Intentionally Left Blank]**



**IT'S A FACT!**

Real-Life  
Reads

# How to Make an **EGYPTIAN MUMMY**

In ancient Egypt, a queen has died. In their workshop, embalmers are preserving her body. Why did the ancient Egyptians believe that a person's body must be preserved forever? How did they turn the bodies of the dead into mummies? And what happened to a mummy once it had been carefully prepared?

## **TITLES IN THIS SERIES**

Desert Survival Handbook

Disgusting Animal Defenses

Horrible Animal Habits

How to Make an  
Egyptian Mummy

Jungle Survival Handbook

The Life of a  
Caribbean Pirate

The Life of a Gladiator

The Life of a  
Medieval Knight

Living on Mars

Megalodon: Prehistoric  
Predator of the Deep

Monster Fish

Robots in Space

The World of a  
Viking Warrior

The World of the  
Samurai Warrior

Your Cat's Superhero Skills

Your Dog's Superhero Skills

Ruby Tuesday Books