


**No  
Backbone!**  
The World of Invertebrates

# Beautiful Butterflies



by  
**Meish Goldish**

**[Intentionally Left Blank]**





by Meish Goldish

Consultant: Brian V. Brown  
Curator, Entomology Section  
Natural History Museum of Los Angeles County

BEARPORT  
PUBLISHING  
NEW YORK, NEW YORK

## Credits

Cover, © Tan Kian Khoon/Shutterstock; 4T, © Symon Lobsang/Workbook Stock/Jupiterimages; 4C, © Ross Hoddinott/Nature Picture Library; 4B, © Nick Garbutt/Nature Picture Library; 5, © age fotostock/SuperStock; 6, © De Meester/ARCO/Nature Picture Library; 7, © Darrell Gulin/Jupiterimages; 8, © Chris Evans, River to River CWMA, Bugwood.org; 9, © Larry F. Jernigan/Jupiterimages; 10, © John Cancalosi/Nature Picture Library; 11, © M. & C. Photography/Peter Arnold Inc.; 12, © Wegner/ARCO/Nature Picture Library; 13, © A. Krieger/Peter Arnold; 14, © Brian Kenney/Oxford Scientific Films/Photolibary; 15, © Natural Selection/Creatas Images/Jupiterimages; 16, © Michael Durham/Nature Picture Library; 17, © Michael Durham/Nature Picture Library; 19, © Hans Christoph Kappel/Nature Picture Library; 20–21, © Creatas/SuperStock; 22TL, © Scott Camazine/Photo Researchers, Inc.; 22TR, © Biophoto Associates/Photo Researchers, Inc; 22BL, © Todd Taulman/Shutterstock; 22BR, © David Cappaert, Michigan State University, Bugwood.org; 23TL, © Jim Wehtje/Photodisc Green/Getty Images; 23TR, © Natural Selection/Creatas Images/Jupiterimages; 23BL, © Michael Durham/Nature Picture Library; 23BR, © Darrell Gulin/Jupiterimages.

Publisher: Kenn Goin

Editorial Director: Adam Siegel

Creative Director: Spencer Brinker

Design: Dawn Beard Creative

Photo Researcher: Beaura Kathy Ringrose

## *Library of Congress Cataloging-in-Publication Data*

Goldish, Meish.

Beautiful butterflies / by Meish Goldish.

p. cm. — (No backbone! The world of invertebrates series)

Includes bibliographical references and index.

ISBN-13: 978-1-59716-587-7 (library binding)

ISBN-10: 1-59716-587-5 (library binding)

1. Butterflies—Juvenile literature. I. Title.

QL544.2.G65 2008

595.78'9—dc22

2007037578

Copyright © 2008 Bearport Publishing Company, Inc. All rights reserved. No part of this publication may be reproduced in whole or in part, stored in a retrieval system, or transmitted in any form or by any means, electronic, mechanical, photocopying, recording, or otherwise, without written permission from the publisher.

For more information, write to Bearport Publishing Company, Inc., 101 Fifth Avenue, Suite 6R, New York, New York 10003. Printed in the United States of America.

10 9 8 7 6 5 4 3 2 1



# Contents

Pretty Colors . . . . .	4
A Butterfly's Body . . . . .	6
Feeding from Flowers . . . . .	8
Scary Colors . . . . .	10
Eggs on Leaves . . . . .	12
Hungry Crawlers . . . . .	14
A Big Change . . . . .	16
Amazing Travelers . . . . .	18
A World of Color . . . . .	20
A World of Invertebrates . . . . .	22
Glossary . . . . .	23
Index . . . . .	24
Read More . . . . .	24
Learn More Online . . . . .	24
About the Author . . . . .	24



# Pretty Colors

Butterflies are flying **insects** with large, pretty wings.

They can be different sizes and colors.

Some butterflies are yellow, like butter.

That may be how the insects got their name.









# A Butterfly's Body

Like all insects, butterflies have six legs and two antennae.

They use their antennae for smelling and their legs for walking.


They also do something unusual with their two front feet.

They use them to taste their food!



Butterflies and all other insects have a hard covering called an exoskeleton. The exoskeleton protects the soft inner parts of an insect's body.





antennas

legs



## Index

- |                              |                                          |                           |
|------------------------------|------------------------------------------|---------------------------|
| <b>antennas</b> 6–7          | <b>enemies</b> 10                        | <b>luna moth</b> 22       |
| <b>backbone</b> 22           | <b>exoskeleton</b> 6, 14–15, 22          | <b>molting</b> 15, 16     |
| <b>beak</b> 8–9              | <b>feet</b> 6, 12                        | <b>Monarchs</b> 17, 18–19 |
| <b>caterpillar</b> 14–15, 16 | <b>food</b> 6, 8, 12, 14, 20             | <b>nectar</b> 8           |
| <b>chrysalis</b> 16          | <b>gypsy moth</b> 22                     | <b>pollen</b> 20          |
| <b>colors</b> 4, 10          | <b>life cycle</b> 12–13, 14–15,<br>16–17 | <b>skipper</b> 22         |
| <b>eggs</b> 12–13, 14, 18    |                                          | <b>tiger moth</b> 22      |

## Read More

**Brimner, Larry Dane.**  
*Butterflies and Moths.* New  
York: Children's Press (1999).

**Kelly, Irene.** *It's a  
Butterfly's Life.* New York:  
Holiday House (2007).

**Turnbull, Stephanie.**  
*Caterpillars and Butterflies.*  
London: Usborne (2007).

## Learn More Online

To learn more about butterflies, visit  
**[www.bearportpublishing.com/NoBackbone-Insects](http://www.bearportpublishing.com/NoBackbone-Insects)**


## About the Author

Meish Goldish has written more than 100 books for children. He lives in Brooklyn, New York, where many beautiful butterflies can be seen.





**[Intentionally Left Blank]**



How are butterflies able to taste their food without putting it in their mouths? They stand on the food and taste it using their feet! Look inside to discover more fascinating facts about these colorful creatures.

**Beautiful Butterflies**

**Bloodthirsty Mosquitoes**

**Deadly Praying Mantises**

**Helpful Ladybugs**

**Hidden Walkingsticks**

**Hungry Cockroaches**

**Killer Bees**

**Leaping Grasshoppers**

**Smelly Stink Bugs**

**Speedy Dragonflies**

**BEARPORT**  
PUBLISHING

[www.bearportpublishing.com](http://www.bearportpublishing.com)

